



U.S. Department of Justice

Bureau of Alcohol, Tobacco,
Firearms and Explosives

Firearms Technology Industry Services Branch

244 Needy Road, Suite 1600
Martinsburg, WV 25405
www.atf.gov


Firearm Destruction – Silencer

To meet the requirement for removal from GCA and NFA provisions, ATF has previously explained that acceptable methods of destruction include **completely melting, shredding, or crushing the firearm silencer**.

Alternate Firearm Destruction – Silencer:


Should you not be able to shred, melt, or crush the firearm silencer, the following alternate destruction method is sufficient to ensure that the device is not “readily restorable” to a usable condition or is otherwise reduced to scrap. If the device is made of metal, an alternative acceptable method of destruction is using an oxy/acetylene torch to make cuts that completely severs design features critical to the functionality of the device. This method ensures that the firearm silencer is not “readily restorable” under Federal law. The definition of “**firearm silencer**” includes “*any part intended only for use in such assembly or fabrication;*” therefore, each part must be destroyed, to include the outer tube, end-caps, baffles, etc.

1. Parts must be completely severed at each place indicated by a red line
2. Each cut must be made with a cutting torch having a tip of sufficient size to displace at least ¼ inch of material at each cut location.
3. Cutting by means other than the above-described torch method is not authorized.




Firearm Silencer Alternate Destruction – Example #1

Alternate Firearm Destruction – Silencer:



Firearm Silencer Alternate Destruction – Example #2



Firearm Silencer Alternate Destruction – Example #3

All components of a firearm silencer are in and of themselves classified as a “**firearm silencer**” under the GCA and NFA; The destruction of a firearm silencer is generally ensured when the device, and all parts, are completely severed by cutting at the critical areas as indicated. **These cuts must destroy critical features such as the tube, endcaps, and baffles as applicable.**